

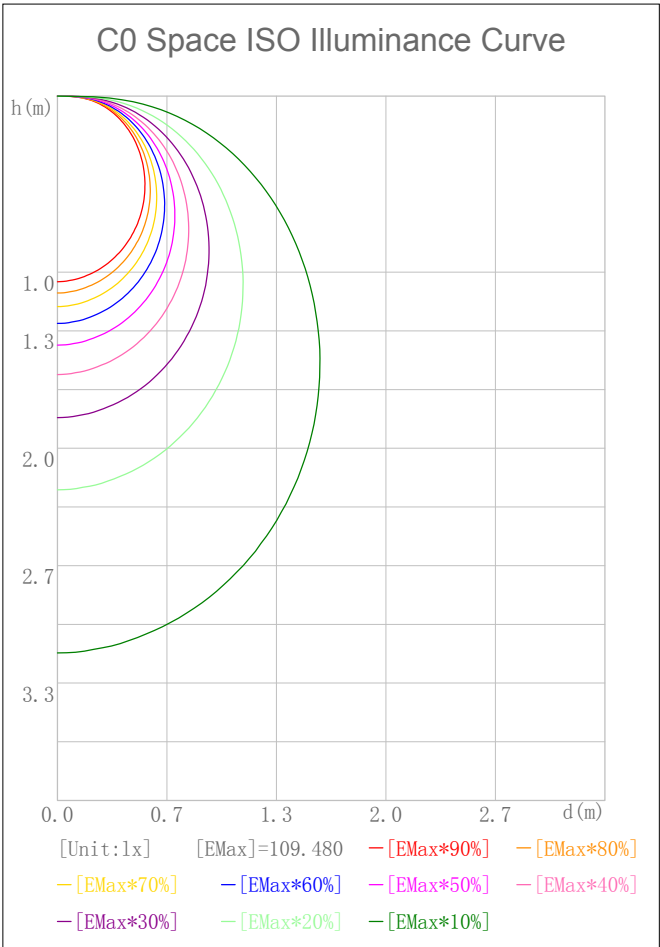
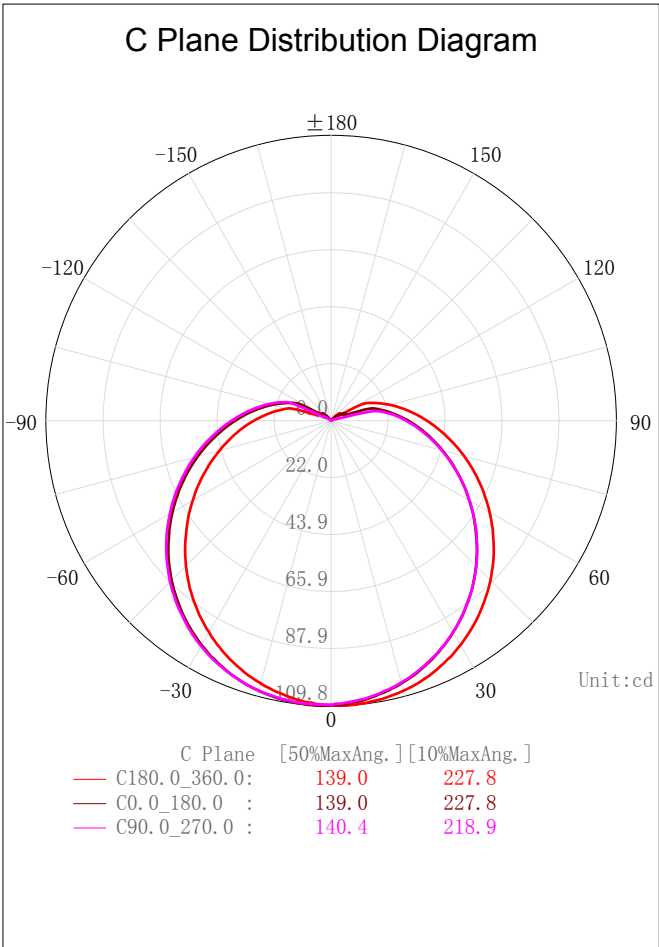
Indoor Luminaire Photometric Data

Description Information

Luminary Name:DL52-09-DW-03 2000-3000K 150D		Lum. Catalog:	Test ID: 01
Lamp Name:		Lamp Catalog: LED	Test Date: 2022/02/21
Manufacture: Shenzhen Norming Lightin		Shld. Ang(° ):	Test Machine:GON-2000
Test Lab: Quality Department		Frequency (Hz):	Lamp CCT (K): Ra:
Lum. Size (W*L*H):0.100m*0.000m*-0.100m		Lum. Area (m2):0.063	Lum. W (kg): 0.000
Test System: C, γ	Test Step: C=90.0 γ=1.0	Temp. (°C): 25	Humidity(%):

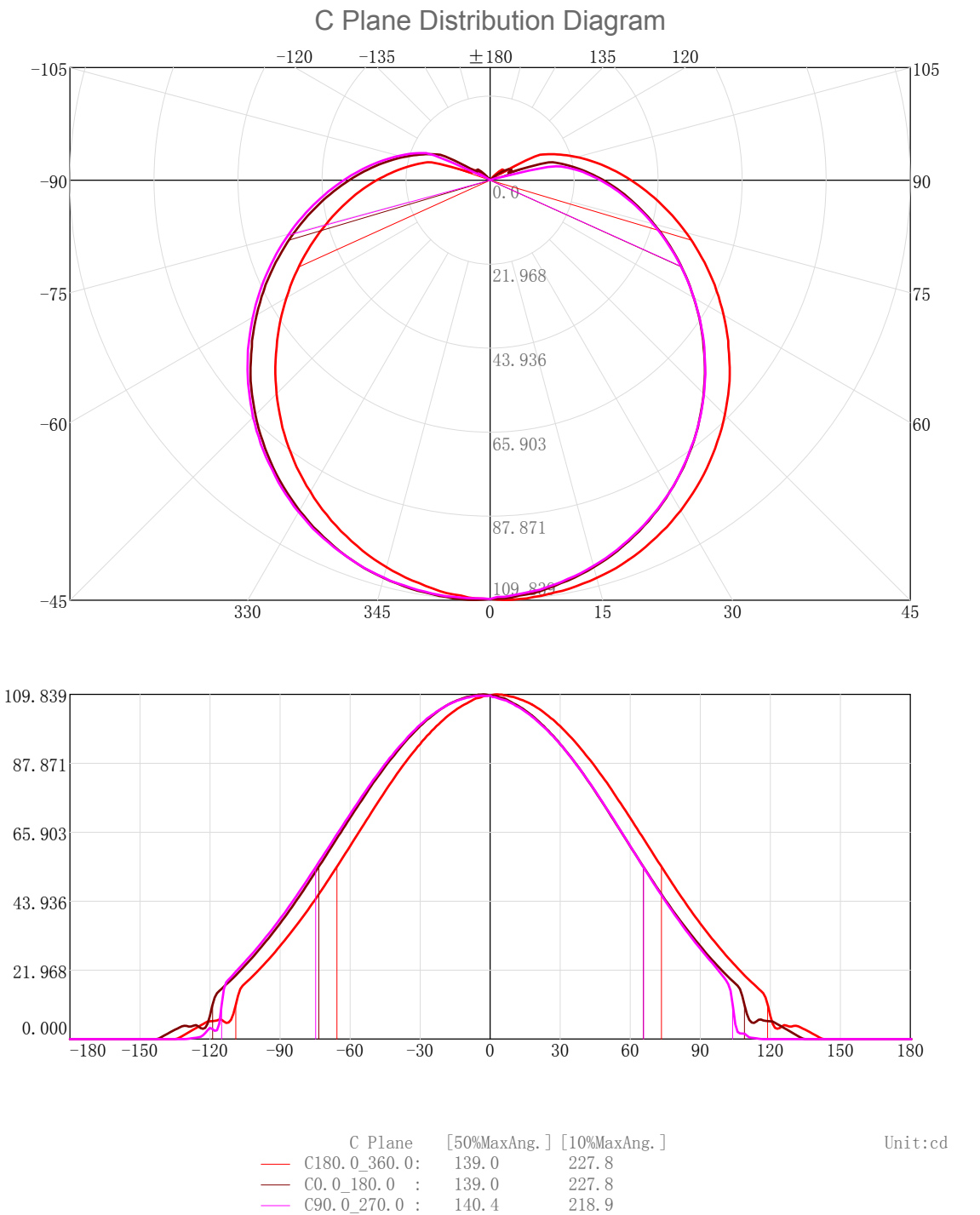
Character Parameter

Lamp Speciality Parameter		Luminaire Speciality Parameter	
Rated Flux(lm): 488.980	Luminary Flux(lm): 488.979	Field Angle(10%Imax): 227.8(° )	
Rated Power(W):	Luminary Efficiency: 100.00%	Down Lumens&Percent: 427.176lm 87.36%	
Rated Voltage(V):	Luminary EER(lm/W): 59.357	Up Lumens&Percent: 61.804lm 12.64%	
Tested Power(W): 8.238	Max. Candela(cd): 109.839	S/MH: C0_a180=1.318 C90_270=1.322	
Lamps' Inside: 1	Max Cand@Ang. (° ): C=180.0 γ=3.0	CIE Type: General Diffuse	
Tested Electrics (V, A, pf):241.1, 0.038	Beam Angle(50%Imax): 139.0(° )	ErP ϕ use(120° ):	273.389lm
Lamp Size (W*L*H):0.100m*0.000m*-0.100m	Left=-65.6° , Right=73.4°	IRF(%):	101.088



2D Plane Light Intensity Distribution Curve

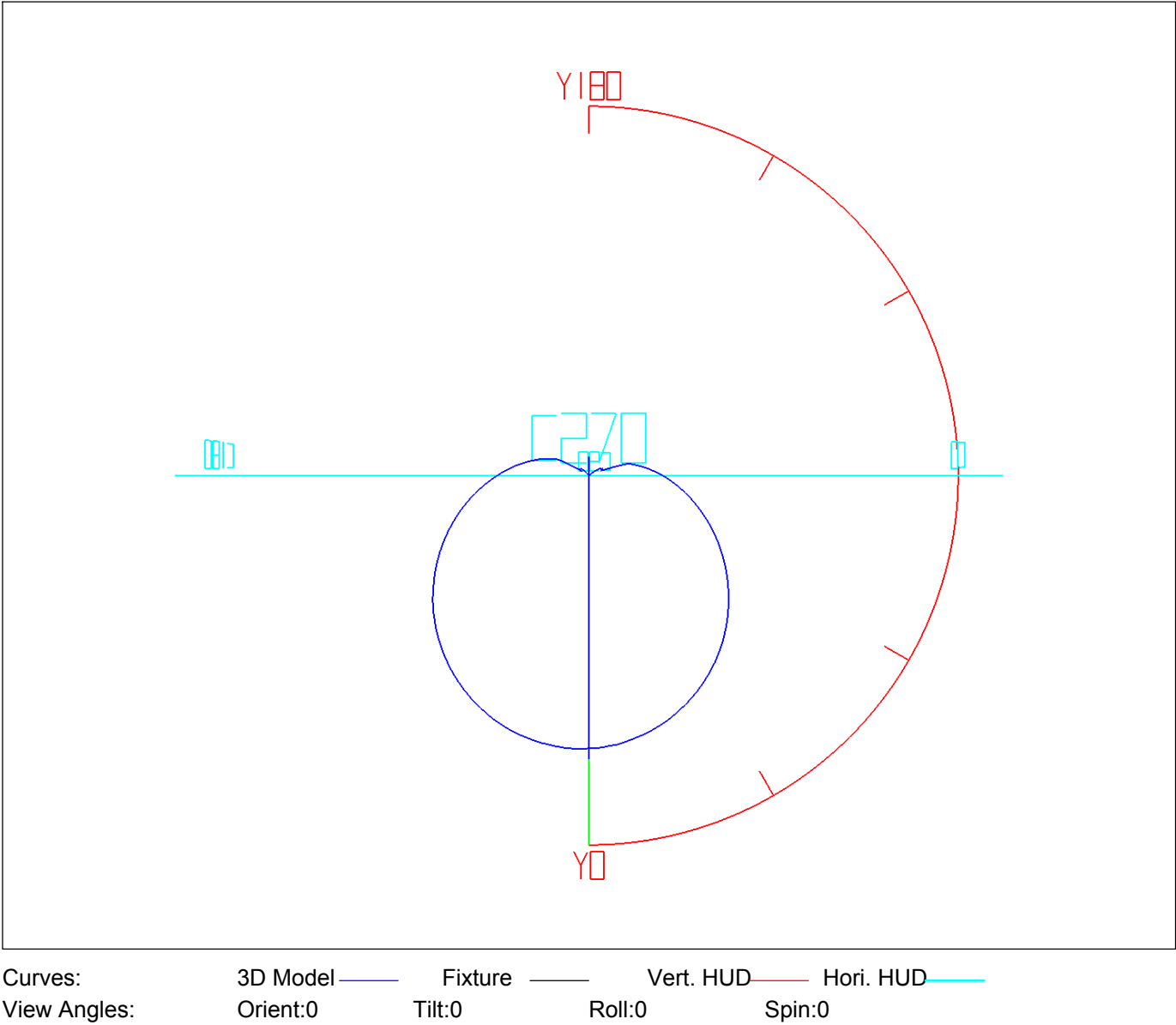
Lum. Name: DL52-09-DW-03 2000-3000K 150D	Lum. Catalog:	Test ID: 01
Lamp Name:	Lamp Catalog: LED	Test Lab: Quality Department
Manufacture: Shenzhen Norming Lightin	Test Machine:GON-2000	Test Date: 2022/02/21



3D Light Intensity Distribution Modal

Lum. Name: DL52-09-DW-03 2000-3000K 150D	Lum. Catelog:	Test ID: 01
Lamp Name:	Lamp Catelog: LED	Test Lab: Quality Department
Manufacture: Shenzhen Norming Lightin	Test Machine:GON-2000	Test Date: 2022/02/21

3D Light Intensity Distribution Modal



Zonal Flux Tabulation

Zone(γ)	Zone Flux (lm)	Sums Flux (lm)	Zone%Lamp	Sums%Lamp	Zone(γ)	Zone Flux (lm)	Sums Flux (lm)	Zone%Lamp	Sums%Lamp
0.0-1.0	0.10	0.10	0.02	0.02	47.0-48.0	6.50	196.01	1.33	40.09
1.0-2.0	0.31	0.42	0.06	0.09	48.0-49.0	6.52	202.53	1.33	41.42
2.0-3.0	0.52	0.94	0.11	0.19	49.0-50.0	6.52	209.05	1.33	42.75
3.0-4.0	0.73	1.67	0.15	0.34	50.0-51.0	6.53	215.58	1.33	44.09
4.0-5.0	0.94	2.61	0.19	0.53	51.0-52.0	6.52	222.11	1.33	45.42
5.0-6.0	1.15	3.76	0.23	0.77	52.0-53.0	6.52	228.62	1.33	46.75
6.0-7.0	1.35	5.11	0.28	1.04	53.0-54.0	6.50	235.12	1.33	48.08
7.0-8.0	1.55	6.66	0.32	1.36	54.0-55.0	6.48	241.61	1.33	49.41
8.0-9.0	1.75	8.41	0.36	1.72	55.0-56.0	6.46	248.07	1.32	50.73
9.0-10.0	1.95	10.37	0.40	2.12	56.0-57.0	6.43	254.50	1.32	52.05
10.0-11.0	2.15	12.52	0.44	2.56	57.0-58.0	6.40	260.89	1.31	53.35
11.0-12.0	2.35	14.87	0.48	3.04	58.0-59.0	6.36	267.25	1.30	54.66
12.0-13.0	2.54	17.41	0.52	3.56	59.0-60.0	6.32	273.57	1.29	55.95
13.0-14.0	2.73	20.14	0.56	4.12	60.0-61.0	6.27	279.84	1.28	57.23
14.0-15.0	2.92	23.06	0.60	4.72	61.0-62.0	6.22	286.06	1.27	58.50
15.0-16.0	3.10	26.16	0.63	5.35	62.0-63.0	6.17	292.22	1.26	59.76
16.0-17.0	3.28	29.44	0.67	6.02	63.0-64.0	6.10	298.32	1.25	61.01
17.0-18.0	3.46	32.91	0.71	6.73	64.0-65.0	6.04	304.37	1.24	62.25
18.0-19.0	3.64	36.54	0.74	7.47	65.0-66.0	5.98	310.34	1.22	63.47
19.0-20.0	3.80	40.35	0.78	8.25	66.0-67.0	5.91	316.25	1.21	64.68
20.0-21.0	3.97	44.31	0.81	9.06	67.0-68.0	5.83	322.08	1.19	65.87
21.0-22.0	4.13	48.44	0.84	9.91	68.0-69.0	5.75	327.84	1.18	67.04
22.0-23.0	4.29	52.73	0.88	10.78	69.0-70.0	5.67	333.51	1.16	68.21
23.0-24.0	4.44	57.17	0.91	11.69	70.0-71.0	5.59	339.10	1.14	69.35
24.0-25.0	4.59	61.76	0.94	12.63	71.0-72.0	5.51	344.61	1.13	70.47
25.0-26.0	4.73	66.49	0.97	13.60	72.0-73.0	5.42	350.03	1.11	71.58
26.0-27.0	4.87	71.37	1.00	14.59	73.0-74.0	5.33	355.36	1.09	72.67
27.0-28.0	5.01	76.37	1.02	15.62	74.0-75.0	5.23	360.59	1.07	73.74
28.0-29.0	5.13	81.51	1.05	16.67	75.0-76.0	5.14	365.73	1.05	74.80
29.0-30.0	5.26	86.76	1.07	17.74	76.0-77.0	5.05	370.78	1.03	75.83
30.0-31.0	5.38	92.14	1.10	18.84	77.0-78.0	4.95	375.73	1.01	76.84
31.0-32.0	5.49	97.62	1.12	19.96	78.0-79.0	4.85	380.58	0.99	77.83
32.0-33.0	5.59	103.22	1.14	21.11	79.0-80.0	4.75	385.34	0.97	78.80
33.0-34.0	5.69	108.91	1.16	22.27	80.0-81.0	4.65	389.99	0.95	79.75
34.0-35.0	5.79	114.70	1.18	23.46	81.0-82.0	4.55	394.53	0.93	80.68
35.0-36.0	5.88	120.58	1.20	24.66	82.0-83.0	4.44	398.98	0.91	81.59
36.0-37.0	5.96	126.54	1.22	25.88	83.0-84.0	4.34	403.32	0.89	82.48
37.0-38.0	6.04	132.58	1.24	27.11	84.0-85.0	4.24	407.56	0.87	83.35
38.0-39.0	6.11	138.70	1.25	28.36	85.0-86.0	4.13	411.69	0.85	84.19
39.0-40.0	6.18	144.88	1.26	29.63	86.0-87.0	4.03	415.72	0.82	85.02
40.0-41.0	6.24	151.12	1.28	30.91	87.0-88.0	3.92	419.64	0.80	85.82
41.0-42.0	6.30	157.42	1.29	32.19	88.0-89.0	3.82	423.46	0.78	86.60
42.0-43.0	6.35	163.76	1.30	33.49	89.0-90.0	3.71	427.18	0.76	87.36
43.0-44.0	6.39	170.15	1.31	34.80	90.0-91.0	3.61	430.79	0.74	88.10
44.0-45.0	6.43	176.58	1.31	36.11	91.0-92.0	3.51	434.29	0.72	88.82
45.0-46.0	6.46	183.03	1.32	37.43	92.0-93.0	3.40	437.69	0.70	89.51
46.0-47.0	6.48	189.51	1.33	38.76	93.0-94.0	3.30	440.99	0.67	90.19

IES Indoor Report

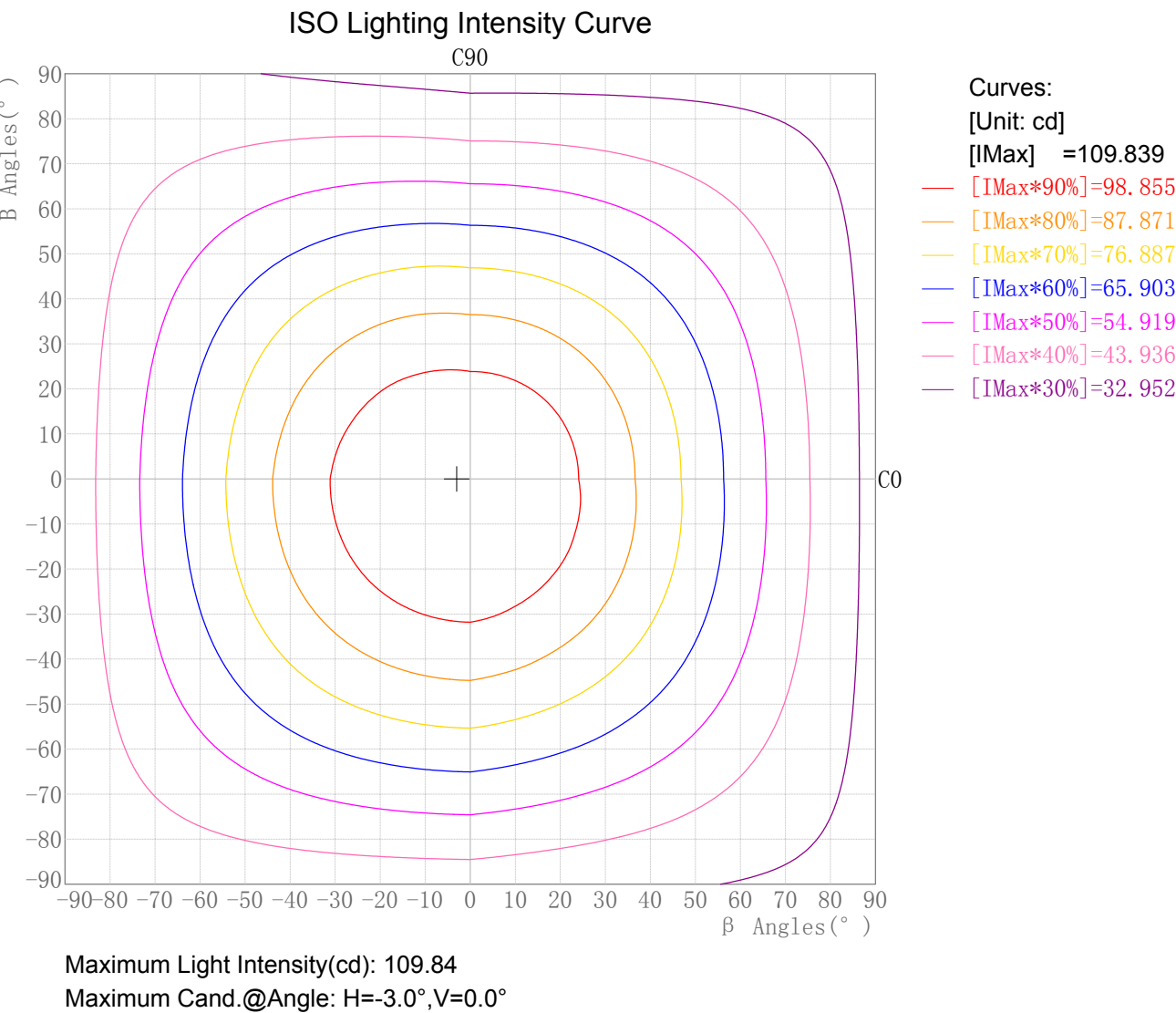
Photometric Filename:DL52-09-DW-03 2000-3000K 150D.IES

Zonal Flux Tabulation - (Cont.)

Zone(γ)	Zone Flux (lm)	Sums Flux (lm)	Zone%Lamp	Sums%Lamp	Zone(γ)	Zone Flux (lm)	Sums Flux (lm)	Zone%Lamp	Sums%Lamp
94.0-95.0	3.20	444.19	0.65	90.84	141.0-142.0	0.01	488.98	0.00	100.00
95.0-96.0	3.10	447.28	0.63	91.47	142.0-143.0	0.00	488.98	0.00	100.00
96.0-97.0	2.99	450.27	0.61	92.08	143.0-144.0	0.00	488.98	0.00	100.00
97.0-98.0	2.89	453.16	0.59	92.68	144.0-145.0	0.00	488.98	0.00	100.00
98.0-99.0	2.79	455.95	0.57	93.25	145.0-146.0	0.00	488.98	0.00	100.00
99.0-100.0	2.69	458.64	0.55	93.79	146.0-147.0	0.00	488.98	0.00	100.00
100.0-101.0	2.58	461.22	0.53	94.32	147.0-148.0	0.00	488.98	0.00	100.00
101.0-102.0	2.48	463.70	0.51	94.83	148.0-149.0	0.00	488.98	0.00	100.00
102.0-103.0	2.36	466.06	0.48	95.31	149.0-150.0	0.00	488.98	0.00	100.00
103.0-104.0	2.19	468.25	0.45	95.76	150.0-151.0	0.00	488.98	0.00	100.00
104.0-105.0	1.98	470.22	0.40	96.16	151.0-152.0	0.00	488.98	0.00	100.00
105.0-106.0	1.80	472.02	0.37	96.53	152.0-153.0	0.00	488.98	0.00	100.00
106.0-107.0	1.69	473.71	0.35	96.88	153.0-154.0	0.00	488.98	0.00	100.00
107.0-108.0	1.59	475.30	0.32	97.20	154.0-155.0	0.00	488.98	0.00	100.00
108.0-109.0	1.47	476.77	0.30	97.50	155.0-156.0	0.00	488.98	0.00	100.00
109.0-110.0	1.34	478.10	0.27	97.78	156.0-157.0	0.00	488.98	0.00	100.00
110.0-111.0	1.21	479.32	0.25	98.02	157.0-158.0	0.00	488.98	0.00	100.00
111.0-112.0	1.12	480.44	0.23	98.25	158.0-159.0	0.00	488.98	0.00	100.00
112.0-113.0	1.06	481.51	0.22	98.47	159.0-160.0	0.00	488.98	0.00	100.00
113.0-114.0	1.00	482.51	0.20	98.68	160.0-161.0	0.00	488.98	0.00	100.00
114.0-115.0	0.90	483.40	0.18	98.86	161.0-162.0	0.00	488.98	0.00	100.00
115.0-116.0	0.74	484.14	0.15	99.01	162.0-163.0	0.00	488.98	0.00	100.00
116.0-117.0	0.61	484.76	0.13	99.14	163.0-164.0	0.00	488.98	0.00	100.00
117.0-118.0	0.55	485.31	0.11	99.25	164.0-165.0	0.00	488.98	0.00	100.00
118.0-119.0	0.50	485.80	0.10	99.35	165.0-166.0	0.00	488.98	0.00	100.00
119.0-120.0	0.43	486.24	0.09	99.44	166.0-167.0	0.00	488.98	0.00	100.00
120.0-121.0	0.35	486.59	0.07	99.51	167.0-168.0	0.00	488.98	0.00	100.00
121.0-122.0	0.28	486.87	0.06	99.57	168.0-169.0	0.00	488.98	0.00	100.00
122.0-123.0	0.23	487.10	0.05	99.62	169.0-170.0	0.00	488.98	0.00	100.00
123.0-124.0	0.20	487.31	0.04	99.66	170.0-171.0	0.00	488.98	0.00	100.00
124.0-125.0	0.20	487.50	0.04	99.70	171.0-172.0	0.00	488.98	0.00	100.00
125.0-126.0	0.19	487.70	0.04	99.74	172.0-173.0	0.00	488.98	0.00	100.00
126.0-127.0	0.18	487.87	0.04	99.77	173.0-174.0	0.00	488.98	0.00	100.00
127.0-128.0	0.16	488.03	0.03	99.81	174.0-175.0	0.00	488.98	0.00	100.00
128.0-129.0	0.14	488.18	0.03	99.84	175.0-176.0	0.00	488.98	0.00	100.00
129.0-130.0	0.13	488.31	0.03	99.86	176.0-177.0	0.00	488.98	0.00	100.00
130.0-131.0	0.12	488.43	0.02	99.89	177.0-178.0	0.00	488.98	0.00	100.00
131.0-132.0	0.11	488.54	0.02	99.91	178.0-179.0	0.00	488.98	0.00	100.00
132.0-133.0	0.09	488.63	0.02	99.93	179.0-180.0	0.00	488.98	0.00	100.00
133.0-134.0	0.08	488.71	0.02	99.94					
134.0-135.0	0.06	488.77	0.01	99.96					
135.0-136.0	0.05	488.83	0.01	99.97					
136.0-137.0	0.05	488.87	0.01	99.98					
137.0-138.0	0.04	488.91	0.01	99.99					
138.0-139.0	0.03	488.94	0.01	99.99					
139.0-140.0	0.02	488.96	0.00	100.00					
140.0-141.0	0.01	488.97	0.00	100.00					

Rectangle ISO Lighting Intensity Diagram

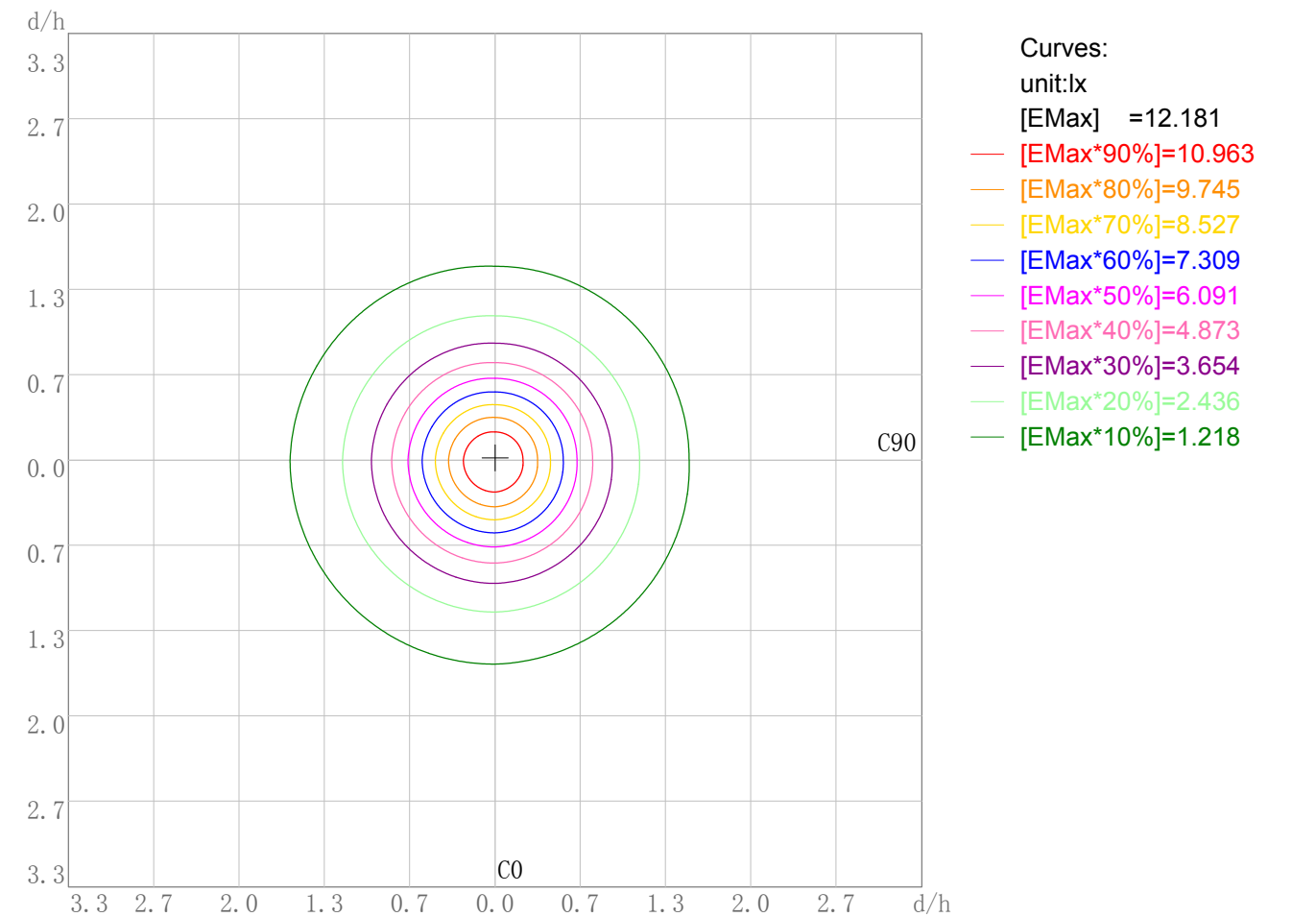
Lum. Name: DL52-09-DW-03 2000-3000K 150D	Lum. Catalog:	Test ID: 01
Lamp Name:	Lamp Catalog: LED	Test Lab: Quality Department
Manufacture: Shenzhen Norming Lightin	Test Machine:GON-2000	Test Date: 2022/02/21



Plane ISO-Illuminance Diagram

Lum. Name: DL52-09-DW-03 2000-3000K 150D	Lum. Catalog:	Test ID: 01
Lamp Name:	Lamp Catalog: LED	Test Lab: Quality Department
Manufacture: Shenzhen Norming Lightin	Test Machine:GON-2000	Test Date: 2022/02/21

Plane ISO-Illuminance Curve

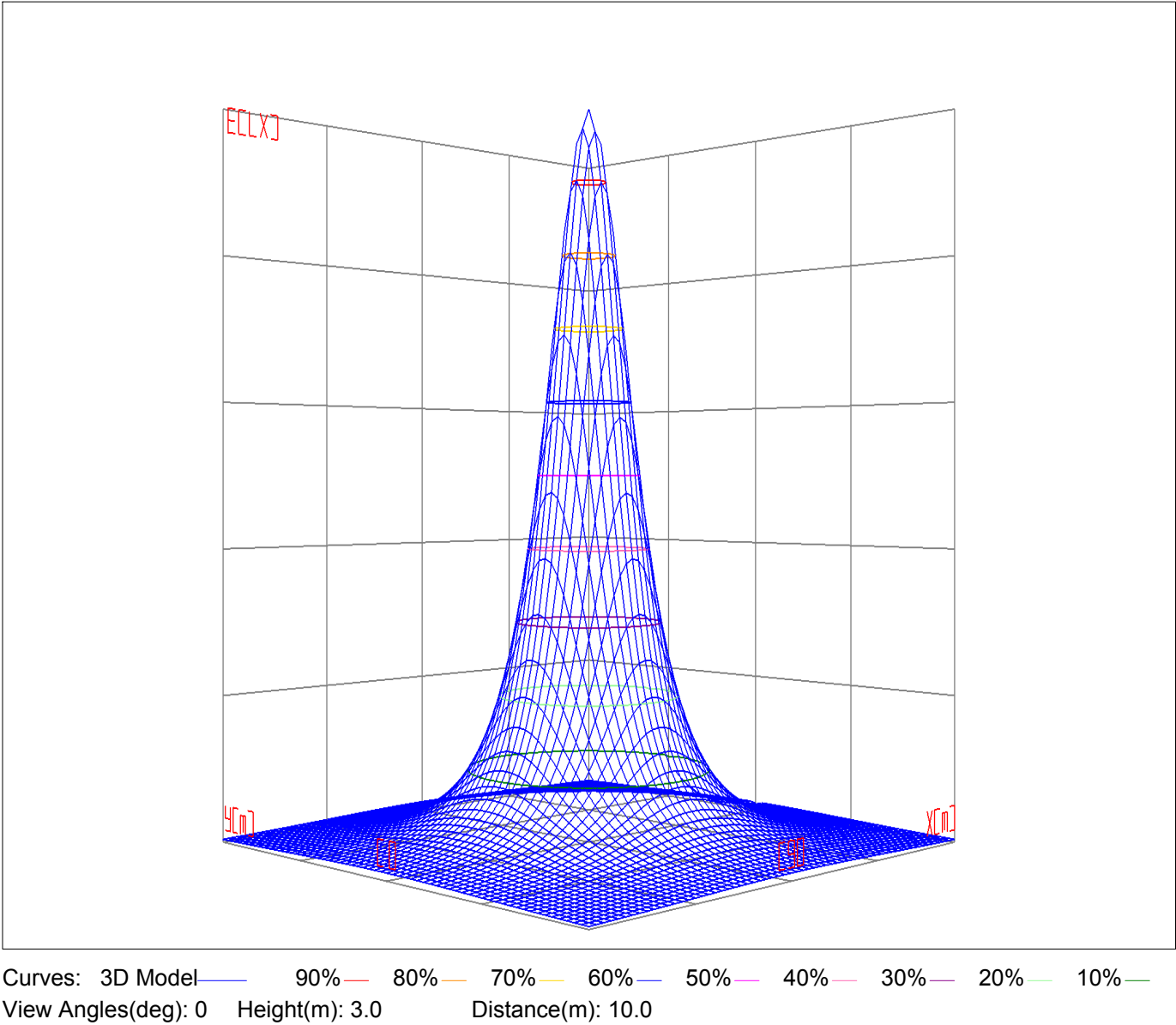


Working Plane Luminaire Mounting Height(m): 3.00  
Working Plane Maximum Illuminance(lx): 12.18  
Working Plane Maximum Illuminance Position(d/h):H0.0 V-0.0

3D Plane ISO Illuminance Diagram

Lum. Name: DL52-09-DW-03 2000-3000K 150D	Lum. Catelog:	Test ID: 01
Lamp Name:	Lamp Catelog: LED	Test Lab: Quality Department
Manufacture: Shenzhen Norming Lightin	Test Machine:GON-2000	Test Date: 2022/02/21

3D Plane Illuminance Modal

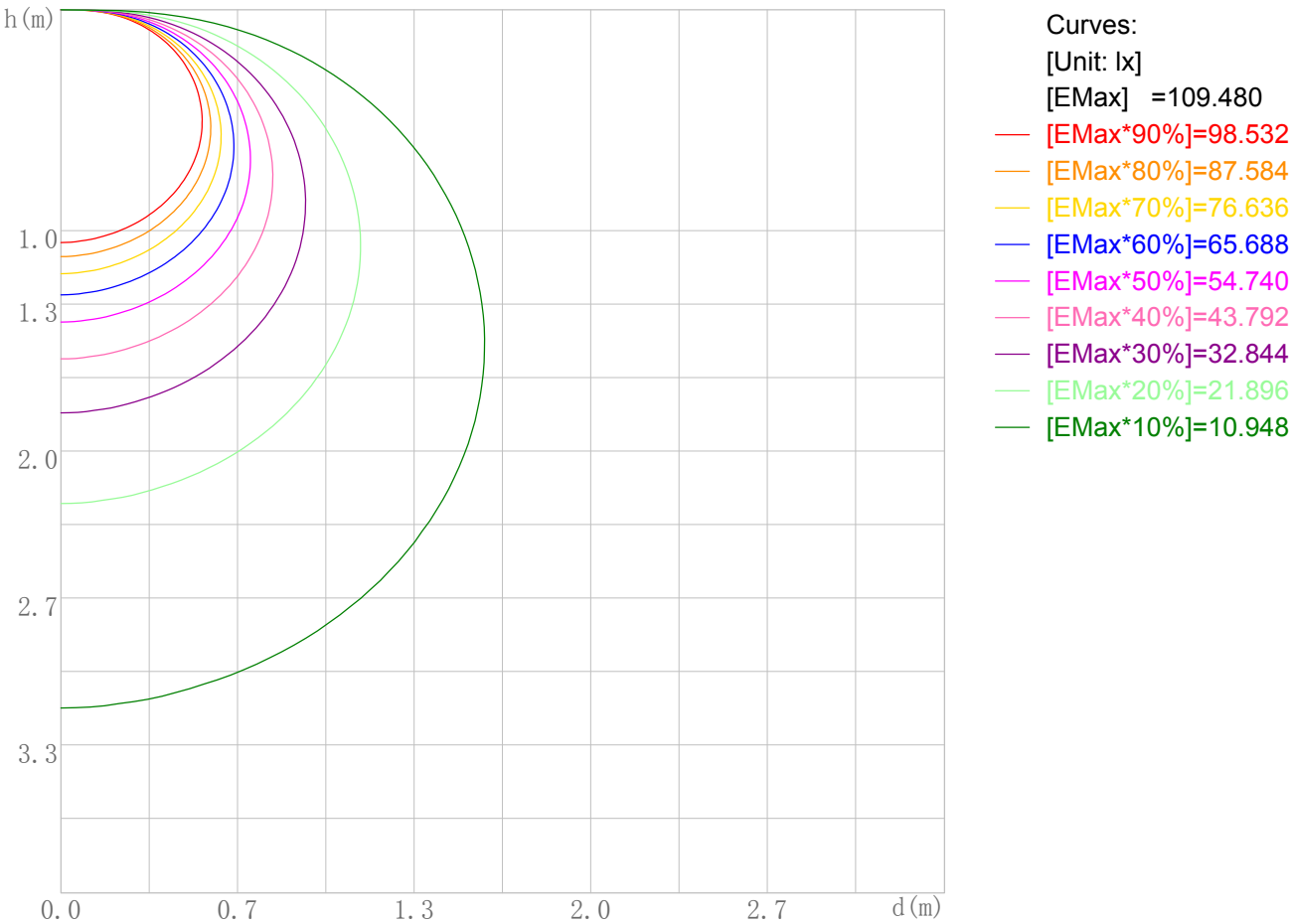




Space ISO Illuminance Diagram

Lum. Name: DL52-09-DW-03 2000-3000K 150D	Lum. Catalog:	Test ID: 01
Lamp Name:	Lamp Catalog: LED	Test Lab: Quality Department
Manufacture: Shenzhen Norming Lightin	Test Machine:GON-2000	Test Date: 2022/02/21

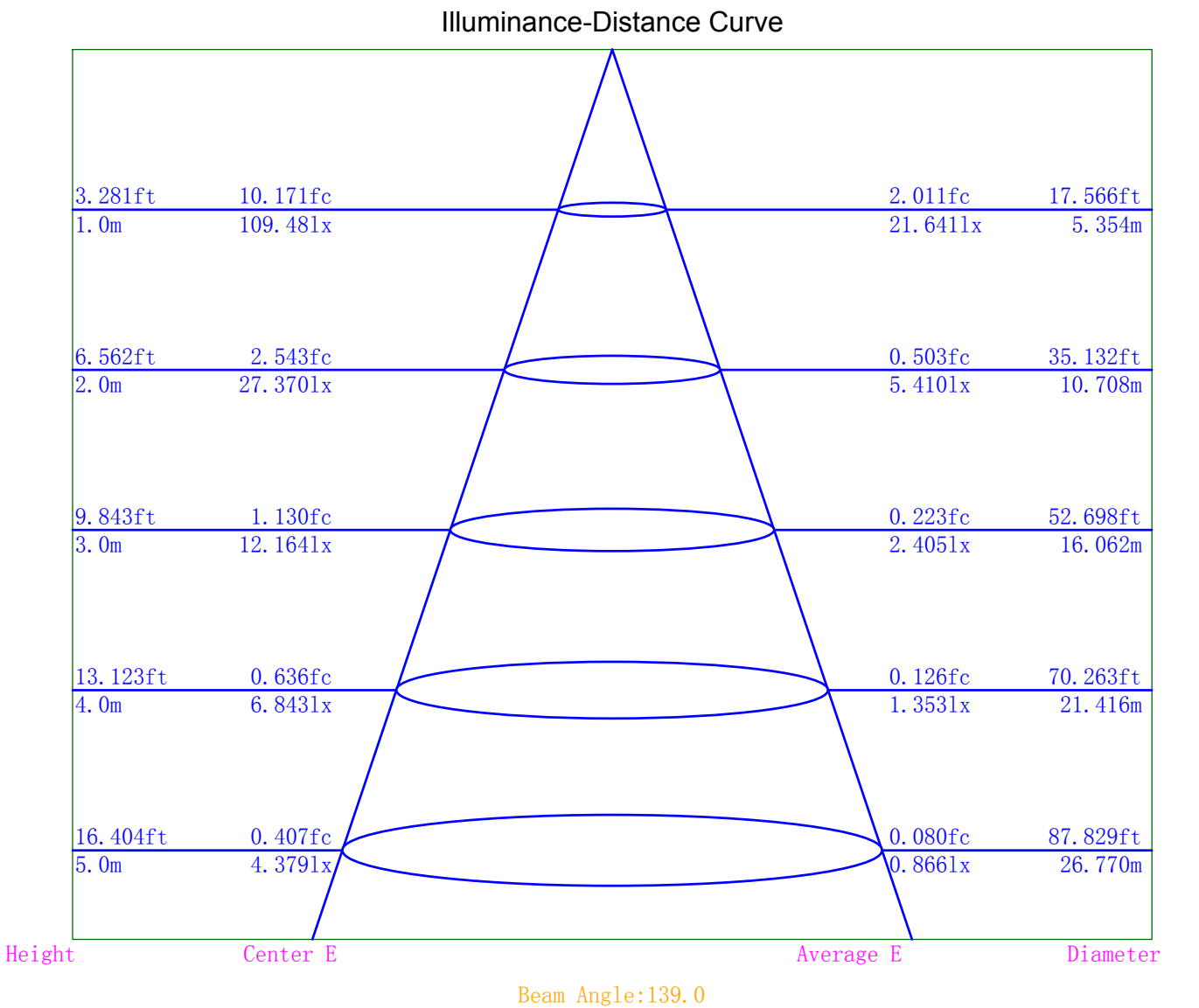
Space ISO Illuminance Curve



Space Plane Maximum Illuminance and @Angle:109.48lx,0.0deg  
Plane Maximum Lighting Intensity and @Angle:109.480cd,0deg

Illuminance-Distance Diagram

Lum. Name: DL52-09-DW-03 2000-3000K 150D	Lum. Catelog:	Test ID: 01
Lamp Name:	Lamp Catelog: LED	Test Lab: Quality Department
Manufacture: Shenzhen Norming Lightin	Test Machine:GON-2000	Test Date: 2022/02/21



Indoor Luminance Limiting Curves

Lum. Name: DL52-09-DW-03 2000-3000K 150D	Lum. Catalog:	Test ID: 01
Lamp Name:	Lamp Catalog: LED	Test Lab: Quality Department
Manufacture: Shenzhen Norming Lightin	Test Machine:GON-2000	Test Date: 2022/02/21

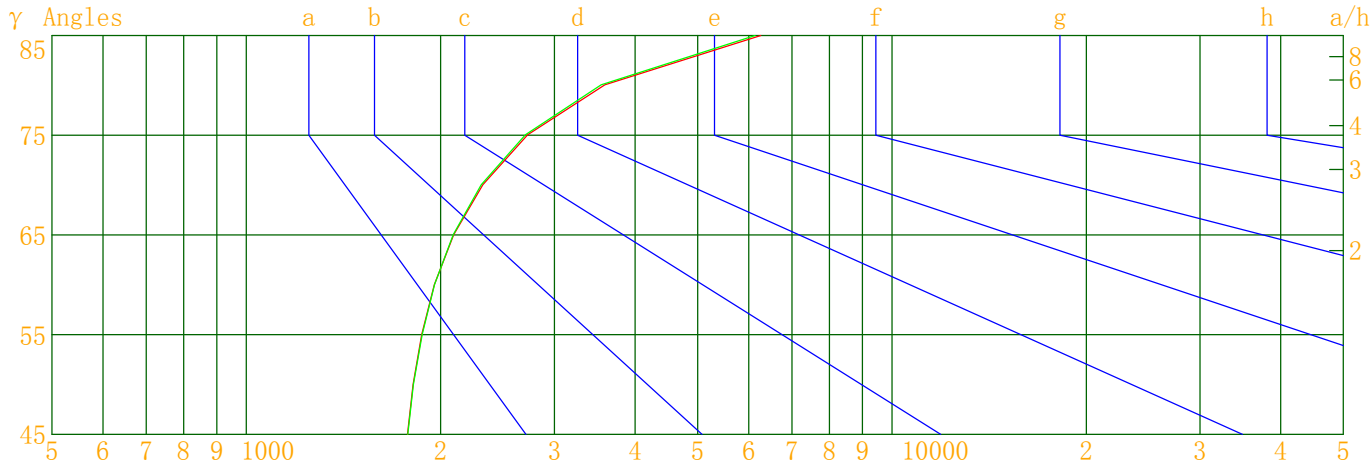
Glare Grade Table

GI	Quality	Using Illuminance							
1.15	A	2000	1000	500	<=300				
1.5	B		2000	1000	500	<=300			
1.85	C			2000	1000	500	<=300		
2.2	D				2000	1000	500	<=300	
2.55	E	a				2000	1000	500	<=300
			b	c	d	e	f	g	h

Luminance Table

Gama(deg)	45	50	55	60	65	70	75	80	85
C0	1777	1812	1869	1956	2095	2325	2727	3591	6262
C90	1779	1815	1872	1956	2091	2312	2706	3544	6140

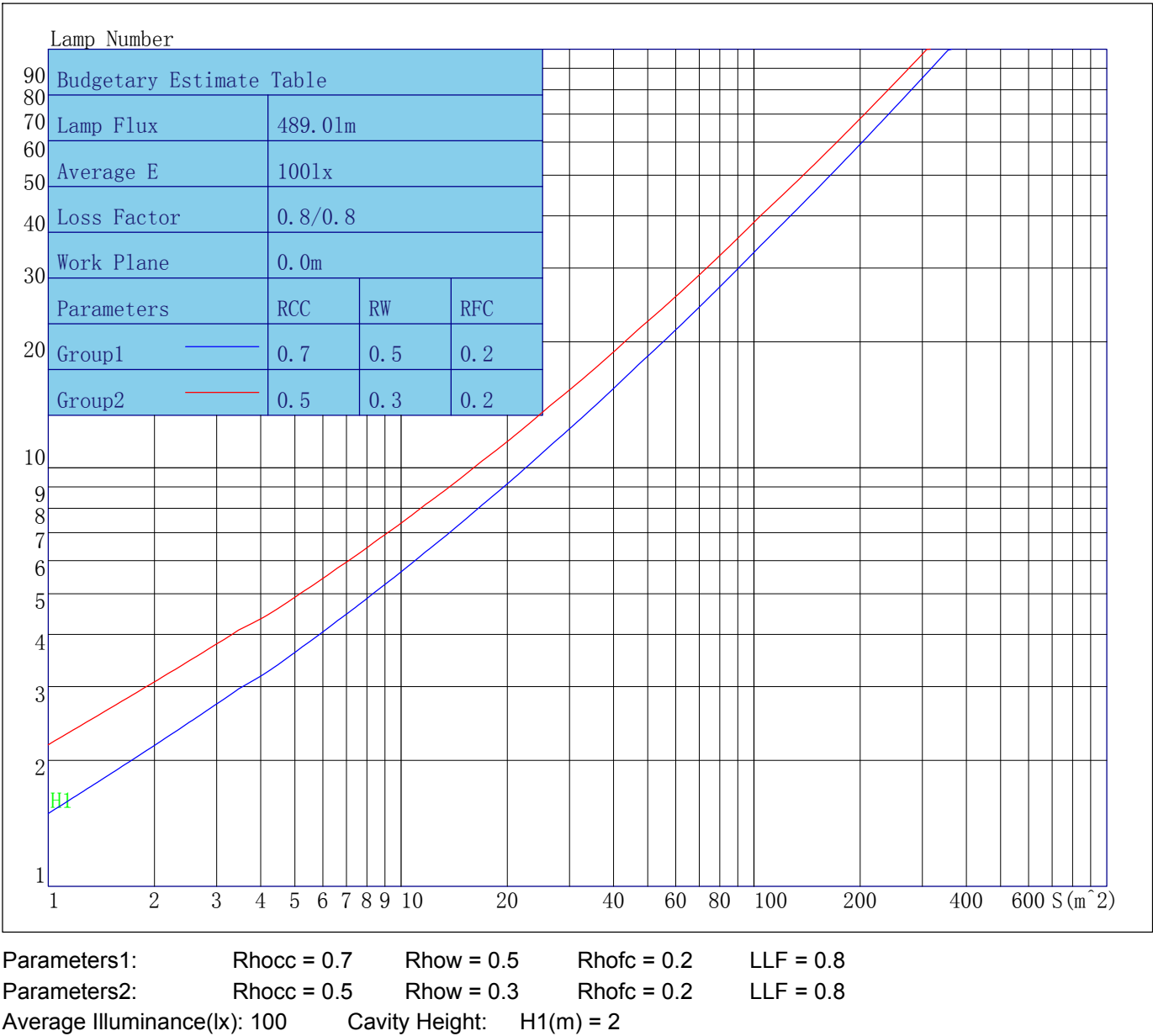
Luminance Limiting Curve



Luminous Size: Length(m)=0.000 Width(m)=-0.100 Height(m)=-0.100 Area(m^2)=0.062832  
Luminous Type: Without Luminous Side  
Luminous Curves: C0-C180 Color: C90-C270 Color:

Indoor Budgetary Estimate Table

Lum. Name: DL52-09-DW-03 2000-3000K 150D	Lum. Catalog:	Test ID: 01
Lamp Name:	Lamp Catalog: LED	Test Lab: Quality Department
Manufacture: Shenzhen Norming Lightin	Test Machine:GON-2000	Test Date: 2022/02/21



Indoor Coefficient of Utilization Table

Lum. Name: DL52-09-DW-03 2000-3000K 150D	Lum. Catelog:	Test ID: 01
Lamp Name:	Lamp Catelog: LED	Test Lab: Quality Department
Manufacture: Shenzhen Norming Lightin	Test Machine:GON-2000	Test Date: 2022/02/21

Coefficients of Utilization - Zonal Cavity Method																		
Coef.	Effective Floor Cavity Reflectance RFC=0.20																	
RhoCC (%)	80				70				50			30			10			0
RhoW (%)	70	50	30	10	70	50	30	10	50	30	10	50	30	10	50	30	10	0
RCR	Coefficient of Utilization(%)																	
0	116	116	116	116	112	112	112	112	104	104	104	97	97	97	90	90	90	87
1	102	96	90	85	98	92	87	83	86	82	78	80	76	73	74	71	69	66
2	92	82	74	67	88	79	71	65	73	67	62	68	63	58	63	59	55	52
3	83	71	61	54	79	68	60	53	63	56	50	59	53	48	55	50	45	42
4	75	62	52	45	72	60	51	44	56	48	42	52	45	40	48	43	38	35
5	69	55	45	38	66	53	44	37	50	42	36	46	39	34	43	37	33	30
6	64	49	40	33	61	48	39	32	44	37	31	42	35	30	39	33	28	26
7	59	44	35	29	56	43	34	28	40	33	27	38	31	26	35	29	25	23
8	55	40	31	25	52	39	31	25	37	29	24	34	28	23	32	27	22	20
9	51	37	28	23	49	36	28	22	34	27	21	32	25	21	30	24	20	18
10	48	34	26	20	46	33	25	20	31	24	19	29	23	19	28	22	18	16

Unified Glare Rating Table

Lum. Name: DL52-09-DW-03 2000-3000K 150D	Lum. Catelog:	Test ID: 01
Lamp Name:	Lamp Catelog: LED	Test Lab: Quality Department
Manufacture: Shenzhen Norming Lightin	Test Machine:GON-2000	Test Date: 2022/02/21

Unified Glare Rating Table

Ceiling RCC	0.70	0.70	0.50	0.50	0.30	0.70	0.70	0.50	0.50	0.30
Wall RW	0.50	0.30	0.50	0.30	0.30	0.50	0.30	0.50	0.30	0.30
Floor RFC	0.20	0.20	0.20	0.20	0.20	0.20	0.20	0.20	0.20	0.20
Room Size	Vewed crosswise					Vewed endwise				
X=2H    Y=2H	13.4	14.9	13.9	15.4	16.0	13.4	14.8	13.9	15.4	16.0
	15.8	17.1	16.3	17.7	18.3	15.7	17.1	16.3	17.7	18.3
	17.1	18.4	17.6	18.9	19.6	17.0	18.3	17.6	18.9	19.6
	18.5	19.7	19.1	20.3	21.0	18.4	19.7	19.0	20.2	20.9
	19.2	20.4	19.8	21.0	21.7	19.2	20.4	19.8	21.0	21.7
	20.1	21.3	20.7	21.9	22.6	20.1	21.2	20.7	21.8	22.5
X=4H    Y=2H	14.4	15.7	15.0	16.3	16.9	14.4	15.7	14.9	16.2	16.9
	17.0	18.1	17.6	18.8	19.4	17.0	18.1	17.6	18.7	19.4
	18.5	19.5	19.1	20.1	20.8	18.4	19.5	19.0	20.1	20.8
	20.1	21.0	20.7	21.6	22.4	20.0	20.9	20.6	21.6	22.3
	20.9	21.8	21.6	22.5	23.2	20.9	21.7	21.5	22.4	23.1
	21.9	22.7	22.6	23.4	24.1	21.8	22.7	22.5	23.3	24.1
X=8H    Y=4H	19.2	20.0	19.8	20.7	21.4	19.1	20.0	19.7	20.6	21.4
	21.0	21.8	21.7	22.5	23.3	21.0	21.7	21.6	22.4	23.3
	22.1	22.8	22.7	23.4	24.2	22.0	22.7	22.7	23.4	24.1
	23.3	23.9	24.0	24.6	25.4	23.2	23.8	23.9	24.5	25.3
X=12H    Y=4H	19.3	20.1	20.0	20.8	21.6	19.3	20.1	19.9	20.8	21.5
	21.3	22.0	22.0	22.7	23.5	21.3	21.9	21.9	22.6	23.4
	22.5	23.1	23.2	23.8	24.6	22.4	23.0	23.1	23.7	24.5
Variations with the objverver position at spacings										
S=1.0H	0.1/-0.1					0.1/-0.1				
S=1.5H	0.1/-0.2					0.1/-0.2				
S=2.0H	0.1/-0.1					0.1/-0.1				
Reduced UGR Table:										
Nordic Standard Table:	BK0					BK0				
Correction Value	5.6					5.6				

o the CIE Pub.117, data has been corrected, refers to the lamp's lumens 8.2flm.

Candela Tabulation

V/H	C0.0	C90.0	C180.0	C270.0
γ 0.0	109.48	109.48	109.48	109.48
γ 1.0	109.44	108.97	109.68	109.35
γ 2.0	109.40	108.99	109.79	109.35
γ 3.0	109.23	108.70	109.84	109.42
γ 4.0	108.87	108.45	109.76	109.39
γ 5.0	108.72	108.23	109.75	109.34
γ 6.0	108.56	108.01	109.55	109.36
γ 7.0	108.23	107.83	109.49	109.21
γ 8.0	107.78	107.40	109.26	109.12
γ 9.0	107.42	107.06	109.10	108.89
γ 10.0	106.95	106.70	109.00	108.80
γ 11.0	106.62	106.18	108.76	108.56
γ 12.0	106.20	105.84	108.51	108.30
γ 13.0	105.70	105.43	108.19	108.12
γ 14.0	105.27	104.89	107.98	107.90
γ 15.0	104.71	104.38	107.63	107.54
γ 16.0	104.19	103.87	107.31	107.23
γ 17.0	103.64	103.33	106.97	106.88
γ 18.0	103.07	102.72	106.60	106.57
γ 19.0	102.45	102.14	106.15	106.12
γ 20.0	101.71	101.43	105.65	105.71
γ 21.0	101.08	100.78	105.21	105.21
γ 22.0	100.33	100.09	104.67	104.76
γ 23.0	99.72	99.42	104.10	104.32
γ 24.0	98.90	98.76	103.48	103.73
γ 25.0	98.23	97.97	102.94	103.25
γ 26.0	97.33	97.20	102.29	102.69
γ 27.0	96.64	96.48	101.78	102.17
γ 28.0	95.75	95.61	101.05	101.43
γ 29.0	94.97	94.79	100.33	100.77
γ 30.0	93.96	94.04	99.70	100.15
γ 31.0	93.21	93.09	98.94	99.51
γ 32.0	92.22	92.25	98.19	98.70
γ 33.0	91.35	91.27	97.43	98.01
γ 34.0	90.45	90.29	96.65	97.23
γ 35.0	89.44	89.38	95.86	96.47
γ 36.0	88.45	88.40	95.03	95.57
γ 37.0	87.49	87.31	94.18	94.69
γ 38.0	86.50	86.46	93.28	93.90
γ 39.0	85.43	85.49	92.39	93.12
γ 40.0	84.45	84.35	91.51	92.25
γ 41.0	83.29	83.35	90.53	91.40
γ 42.0	82.23	82.32	89.65	90.36
γ 43.0	81.12	81.24	88.73	89.56
γ 44.0	80.04	80.09	87.77	88.51
γ 45.0	78.94	79.04	86.78	87.66
γ 46.0	77.76	77.91	85.73	86.59

Candela Tabulation - (Cont.)

V/H	C0.0	C90.0	C180.0	C270.0
γ 47.0	76.69	76.75	84.71	85.61
γ 48.0	75.56	75.68	83.74	84.59
γ 49.0	74.40	74.45	82.72	83.57
γ 50.0	73.19	73.29	81.69	82.60
γ 51.0	72.03	72.13	80.60	81.51
γ 52.0	70.82	71.06	79.50	80.48
γ 53.0	69.72	69.91	78.31	79.37
γ 54.0	68.51	68.70	77.20	78.31
γ 55.0	67.36	67.48	76.04	77.29
γ 56.0	66.22	66.29	75.08	76.12
γ 57.0	65.03	65.11	73.87	75.00
γ 58.0	63.82	63.85	72.75	73.87
γ 59.0	62.63	62.73	71.61	72.74
γ 60.0	61.45	61.46	70.48	71.61
γ 61.0	60.25	60.31	69.32	70.48
γ 62.0	59.19	59.13	68.13	69.40
γ 63.0	58.01	57.95	67.04	68.20
γ 64.0	56.83	56.73	65.79	67.08
γ 65.0	55.64	55.53	64.77	65.98
γ 66.0	54.51	54.42	63.53	64.80
γ 67.0	53.37	53.21	62.33	63.64
γ 68.0	52.22	52.06	61.18	62.43
γ 69.0	51.07	50.88	60.05	61.32
γ 70.0	49.96	49.68	58.82	60.17
γ 71.0	48.81	48.58	57.67	59.09
γ 72.0	47.69	47.42	56.49	57.90
γ 73.0	46.60	46.29	55.39	56.77
γ 74.0	45.44	45.13	54.21	55.60
γ 75.0	44.35	44.01	53.07	54.43
γ 76.0	43.37	42.95	51.93	53.36
γ 77.0	42.31	41.86	50.79	52.27
γ 78.0	41.19	40.79	49.64	51.11
γ 79.0	40.18	39.69	48.55	49.96
γ 80.0	39.18	38.67	47.39	48.89
γ 81.0	38.18	37.63	46.26	47.76
γ 82.0	37.18	36.55	45.15	46.65
γ 83.0	36.21	35.53	44.14	45.54
γ 84.0	35.27	34.53	43.04	44.51
γ 85.0	34.29	33.62	41.96	43.40
γ 86.0	33.34	32.62	40.92	42.41
γ 87.0	32.41	31.63	39.87	41.31
γ 88.0	31.48	30.67	38.85	40.26
γ 89.0	30.56	29.75	37.84	39.24
γ 90.0	29.66	28.82	36.82	38.28
γ 91.0	28.77	27.92	35.86	37.27
γ 92.0	27.82	26.99	34.89	36.31
γ 93.0	26.97	26.11	33.93	35.29



Candela Tabulation - (Cont.)

V/H	C0.0	C90.0	C180.0	C270.0
γ 94.0	26.12	25.23	33.00	34.36
γ 95.0	25.30	24.43	32.06	33.43
γ 96.0	24.47	23.51	31.17	32.53
γ 97.0	23.64	22.57	30.25	31.58
γ 98.0	22.90	21.62	29.35	30.66
γ 99.0	22.08	20.72	28.47	29.75
γ 100.0	21.30	19.80	27.59	28.88
γ 101.0	20.58	18.80	26.71	27.98
γ 102.0	19.82	17.54	25.89	27.13
γ 103.0	19.11	15.44	25.07	26.30
γ 104.0	18.39	10.30	24.24	25.47
γ 105.0	17.70	4.74	23.43	24.61
γ 106.0	17.01	2.29	22.61	23.81
γ 107.0	15.98	1.82	21.84	23.02
γ 108.0	13.77	1.78	21.07	22.23
γ 109.0	10.78	1.73	20.26	21.45
γ 110.0	8.01	1.11	19.53	20.58
γ 111.0	6.18	0.57	18.83	19.75
γ 112.0	5.31	0.46	18.12	18.95
γ 113.0	5.15	0.35	17.43	18.16
γ 114.0	5.60	0.25	16.74	16.03
γ 115.0	6.19	0.15	16.04	10.85
γ 116.0	6.23	0.04	15.38	4.97
γ 117.0	5.93	0.00	14.65	2.84
γ 118.0	5.81	0.00	13.23	2.66
γ 119.0	5.75	0.00	10.61	3.25
γ 120.0	5.71	0.00	7.39	3.58
γ 121.0	5.59	0.00	4.90	2.83
γ 122.0	5.20	0.00	3.62	1.95
γ 123.0	4.79	0.00	3.29	1.20
γ 124.0	4.37	0.00	3.53	0.72
γ 125.0	3.97	0.00	4.10	0.57
γ 126.0	3.53	0.00	4.49	0.45
γ 127.0	3.10	0.00	4.28	0.35
γ 128.0	2.66	0.00	4.04	0.24
γ 129.0	2.21	0.00	3.98	0.13
γ 130.0	1.77	0.00	4.20	0.03
γ 131.0	1.35	0.00	4.27	0.00
γ 132.0	0.93	0.00	4.10	0.00
γ 133.0	0.52	0.00	3.73	0.00
γ 134.0	0.18	0.00	3.36	0.00
γ 135.0	0.00	0.00	2.98	0.00
γ 136.0	0.00	0.00	2.60	0.00
γ 137.0	0.00	0.00	2.20	0.00
γ 138.0	0.00	0.00	1.80	0.00
γ 139.0	0.00	0.00	1.38	0.00
γ 140.0	0.00	0.00	0.99	0.00

---

Candela Tabulation - (Cont.)

V/H	C0.0	C90.0	C180.0	C270.0
γ 141.0	0.00	0.00	0.58	0.00
γ 142.0	0.00	0.00	0.19	0.00
γ 143.0	0.00	0.00	0.00	0.00
γ 144.0	0.00	0.00	0.00	0.00
γ 145.0	0.00	0.00	0.00	0.00
γ 146.0	0.00	0.00	0.00	0.00
γ 147.0	0.00	0.00	0.00	0.00
γ 148.0	0.00	0.00	0.00	0.00
γ 149.0	0.00	0.00	0.00	0.00
γ 150.0	0.00	0.00	0.00	0.00
γ 151.0	0.00	0.00	0.00	0.00
γ 152.0	0.00	0.00	0.00	0.00
γ 153.0	0.00	0.00	0.00	0.00
γ 154.0	0.00	0.00	0.00	0.00
γ 155.0	0.00	0.00	0.00	0.00
γ 156.0	0.00	0.00	0.00	0.00
γ 157.0	0.00	0.00	0.00	0.00
γ 158.0	0.00	0.00	0.00	0.00
γ 159.0	0.00	0.00	0.00	0.00
γ 160.0	0.00	0.00	0.00	0.00
γ 161.0	0.00	0.00	0.00	0.00
γ 162.0	0.00	0.00	0.00	0.00
γ 163.0	0.00	0.00	0.00	0.00
γ 164.0	0.00	0.00	0.00	0.00
γ 165.0	0.00	0.00	0.00	0.00
γ 166.0	0.00	0.00	0.00	0.00
γ 167.0	0.00	0.00	0.00	0.00
γ 168.0	0.00	0.00	0.00	0.00
γ 169.0	0.00	0.00	0.00	0.00
γ 170.0	0.00	0.00	0.00	0.00
γ 171.0	0.00	0.00	0.00	0.00
γ 172.0	0.00	0.00	0.00	0.00
γ 173.0	0.00	0.00	0.00	0.00
γ 174.0	0.00	0.00	0.00	0.00
γ 175.0	0.00	0.00	0.00	0.00
γ 176.0	0.00	0.00	0.00	0.00
γ 177.0	0.00	0.00	0.00	0.00
γ 178.0	0.00	0.00	0.00	0.00
γ 179.0	0.00	0.00	0.00	0.00
γ 180.0	0.00	0.00	0.00	0.00